



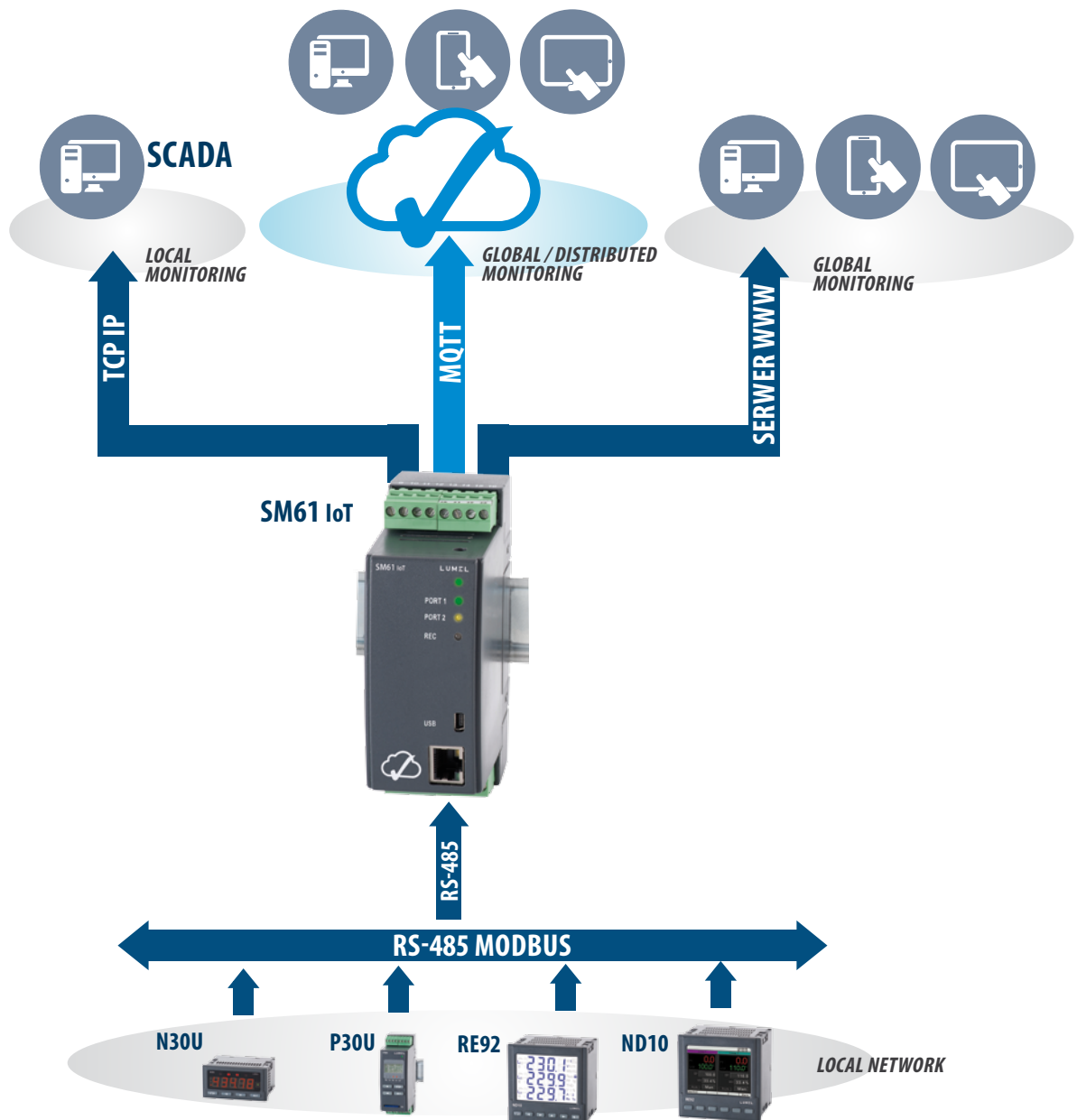
SM61 IoT

- DATA LOGGER TO IoT APPLICATIONS

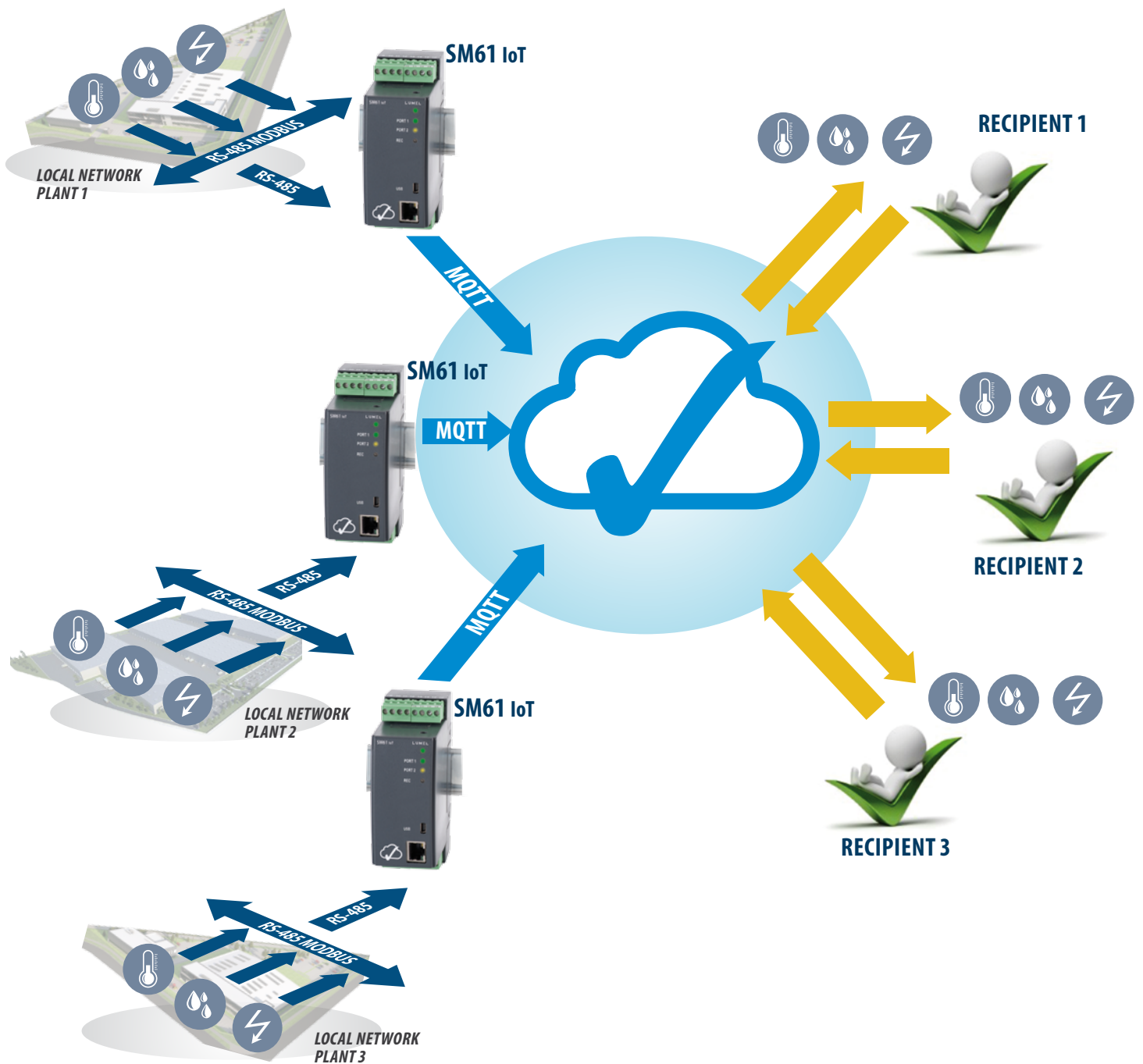
- The MQTT protocol is ideal for communication in distributed acquisition systems data (IoT applications).
- Modbus TCP protocol for communication in SCADA systems.
- Built-in WWW for visualisation of current and archived data according to customer configuration (synoptic maps, charts, tables) by any web browser.
- Readout up to 2500 values from slave devices (up to 100 devices, each 25 registers).
- User-friendly application for data configuration (SM61IoT CONFIG).
- 8 GB Flash memory.
- Built-in FTP server.
- Alarms or binary inputs for control of archiving.
- RTC (real time clock).
- Possibility of simultaneously work by many users.
- User's access control by a password.



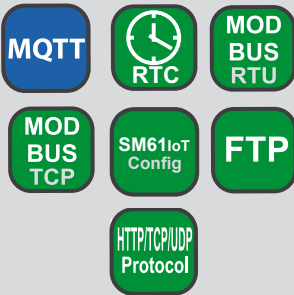
APPLICATION EXAMPLES



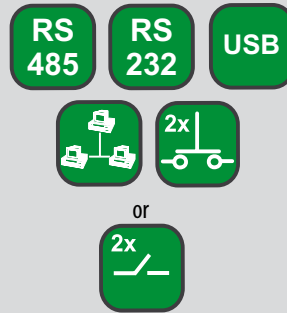
APPLICATION EXAMPLES



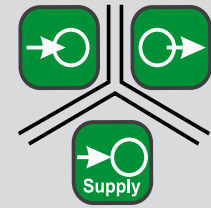
FEATURES



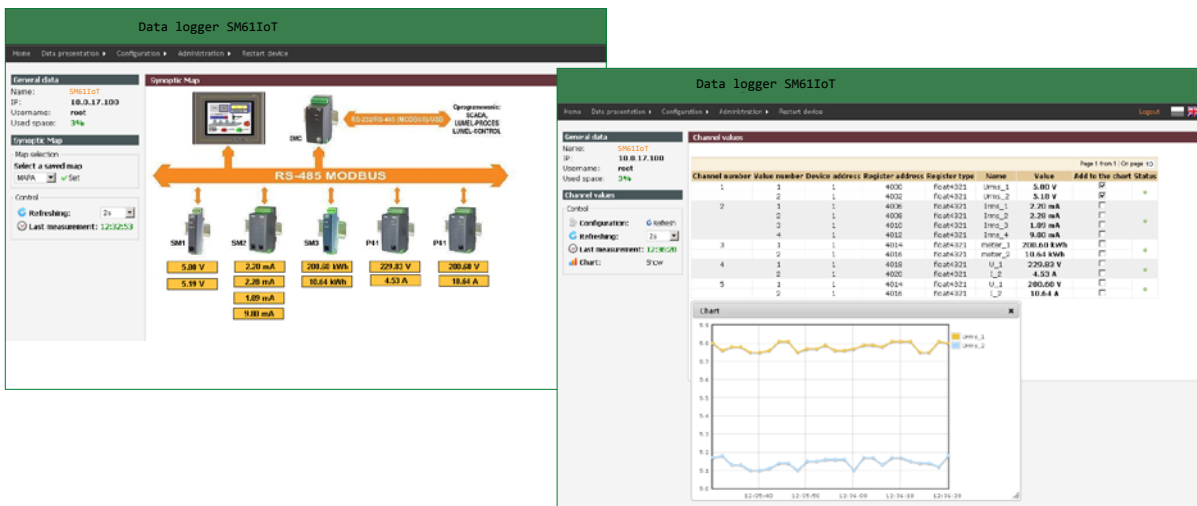
INPUTS/OUTPUTS



GALVANIC ISOLATION



SM61 IoT CONFIGURATION



Configuration web:

- configuration of IP settings and connection configuration of selected SM61 module,
- channels configuration of SM61 module,
- channels visualization of SM61 module.

TECHNICAL DATA

INTERFACE

Interface	Port 1:RS-485, RS-232,	Port 2:RS-485	USB	Ethernet 10/100 Base-T
Function	communication with PC and HMI panels and other Master devices	communication with Slave devices	device configuration	device communication and configuration
Baud rate	1200, 2400, 4800, 9600, 19200, 38400, 57600, 115200 bit/s		115200 bit/s	10, 100 Mbit/s
Information unit	1 start bit, 7 or 8 data bits, 1 odd/even parity bit, 1 or 2 stop bits		1 start bit, 8 data bits, 1 even parity bit, 1 stop bit	TCP/UDP
Transmission protocol	MODBUS RTU			MQTT, TCP/IP, HTTP, ICMP, DHCP, ARP, Modbus TCP
Remarks	max. cable length depends on the baud rate		max. cable length: up to 2 m	max. cable length: up to 100 m

EXTERNAL FEATURES

Weight	< 0.25 kg		
Overall dimensions	45 × 120 × 100 mm		
Protection grade (acc. to EN 60529)	from the housing side: IP40	from the terminal side: IP20	
Fixing way	DIN rail 35 mm		

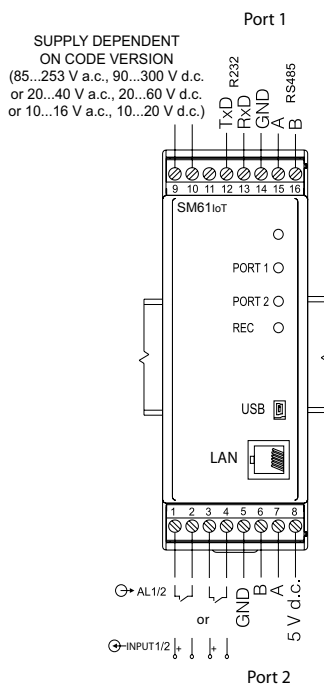
RATED OPERATING CONDITIONS

Supply voltage	20...24...40 V a.c., 20...24...60 V d.c. 10...16 V a.c., 10...20 V d.c. 85...230...253 V a.c., 90...300 V d.c.	power consumption: < 4 VA 40...50/60...440 Hz
Temperature	ambient: 0...23...55°C	storage: -20...70°C
Relative humidity	< 95%	condensation inadmissible
Operating position	any	
External magnetic field	< 400 A/m	

SAFETY AND COMPATIBILITY REQUIREMENTS

Electromagnetic compatibility	noise immunity	acc. to EN 61000-6-2
	noise emissions	acc. to EN 61000-6-4
Pollution grade	2	acc. to EN 61010-1
Installation category	III	acc. to EN 61010-1
Maximal phase-to-earth operating voltage	<ul style="list-style-type: none"> for supply circuits: 300 V for other circuits: 50 V 	acc. to EN 61010-1

CONNECTION DIAGRAM



ORDERING CODE

SM61 IoT -	X	X	XX	X	X
Supply voltage:					
85...253 V a.c., 90...300 V d.c.	1				
20...40 V a.c., 20...60 V d.c.	2				
10...16 V a.c., 10...20 V d.c.	3				
Input/output:					
2 relay outputs		1			
2 binary outputs			2		
Version:					
standard version				00	
custom-made				XX	
language:					
Polish					P
English					E
other*					X
Acceptance tests:					
without extra requirements					0
with an extra quality inspection certificate					1
acc. to customer's request					X

* - after agreeing with the manufacturer

Order example:

The code **SM61IoT - 1 2 00 E 1** means meter version with voltage supply 85...253 V a.c., 90...300 V d.c., with 2 binary inputs, standard version, user's manual in English, with an extra quality inspection certificate.

For more information about LUMEL's products
please visit our website:

www.lumel.com.pl

Join us on Facebook!



SM61IoT-19_en